

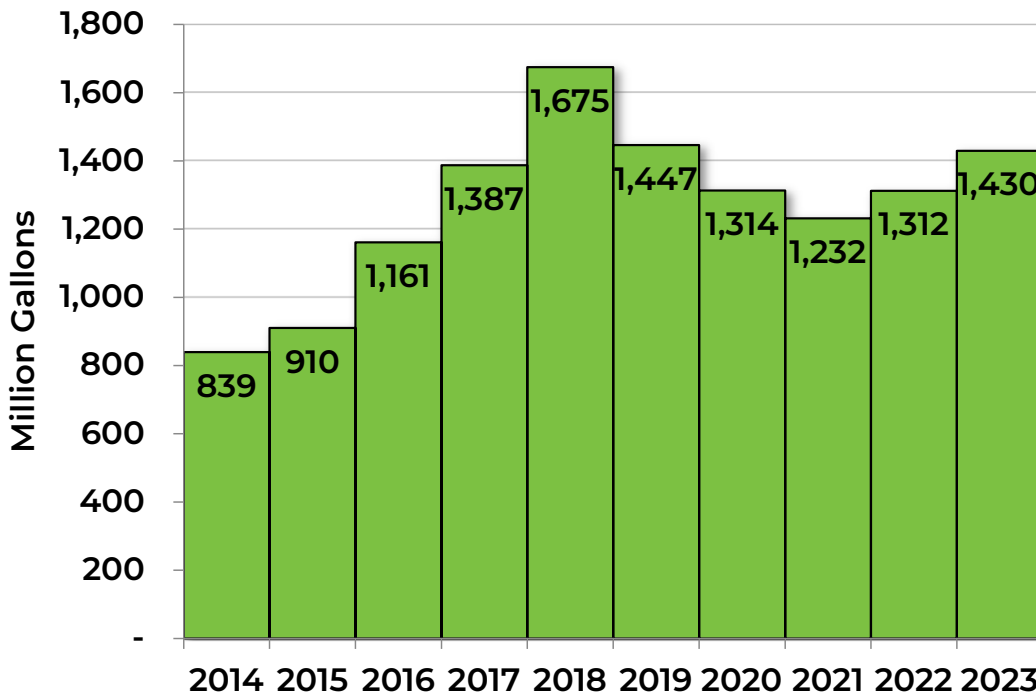
ETHANOL

2023 U.S. TRADE STATISTICAL SUMMARY



2023 U.S. ETHANOL EXPORTS

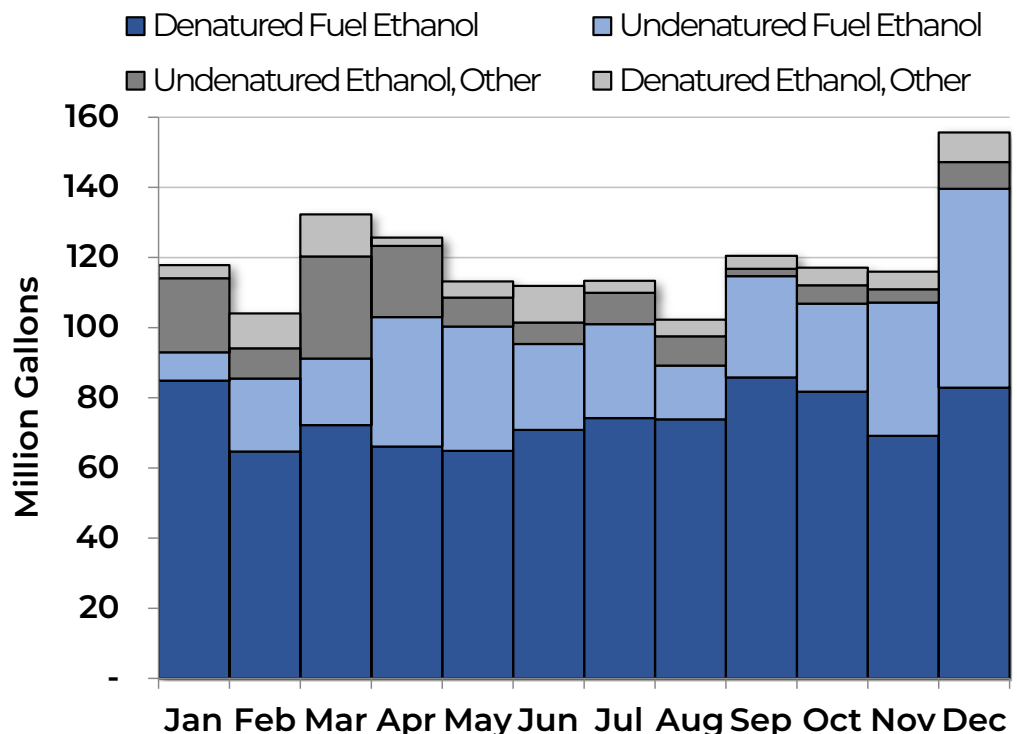
U.S. Ethanol Exports



U.S. ethanol exports continued to grow in 2023, hitting 1.43 billion gallons—the third-highest volume on record. American-made ethanol was exported to **83 countries** on all six inhabited continents.

Monthly U.S. Ethanol Exports, by Type

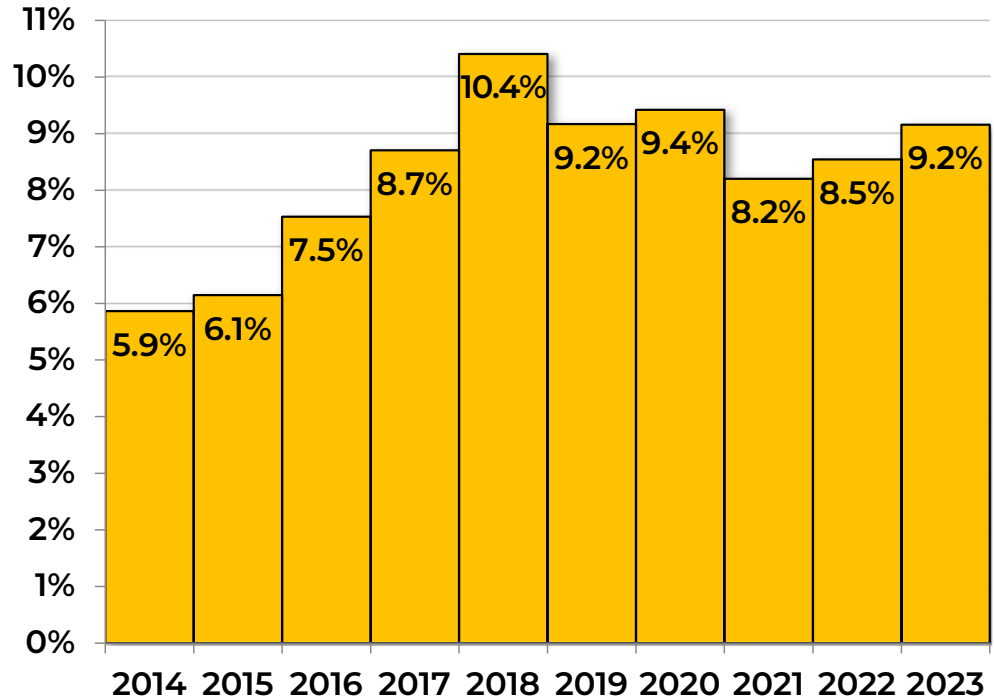
Denatured ethanol accounted for 73% of fuel ethanol exports, spurred by shipments to Canada. Exports exceeded 100 million gallons each month in 2023 and closed the year with a particularly strong December, as purchases by other top destinations such as the United Kingdom, European Union, and India accelerated.



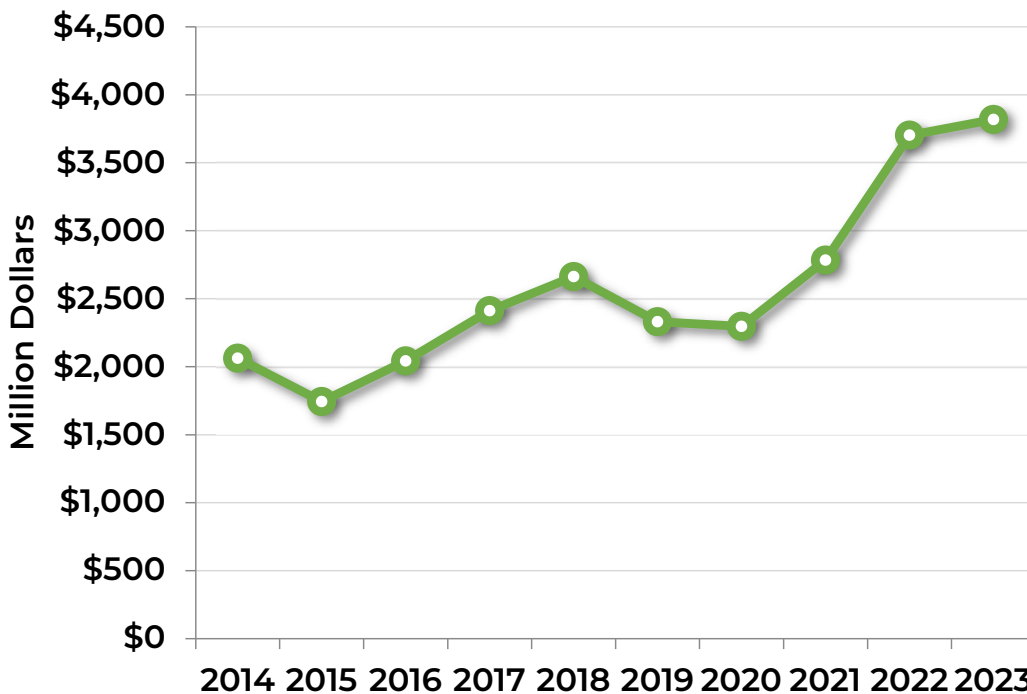
2023 U.S. ETHANOL EXPORTS

Export Share of Ethanol Production

Export markets were a vital source of demand for the U.S. ethanol industry, with more than 9% of production shipped to foreign countries—a high share by historical standards.



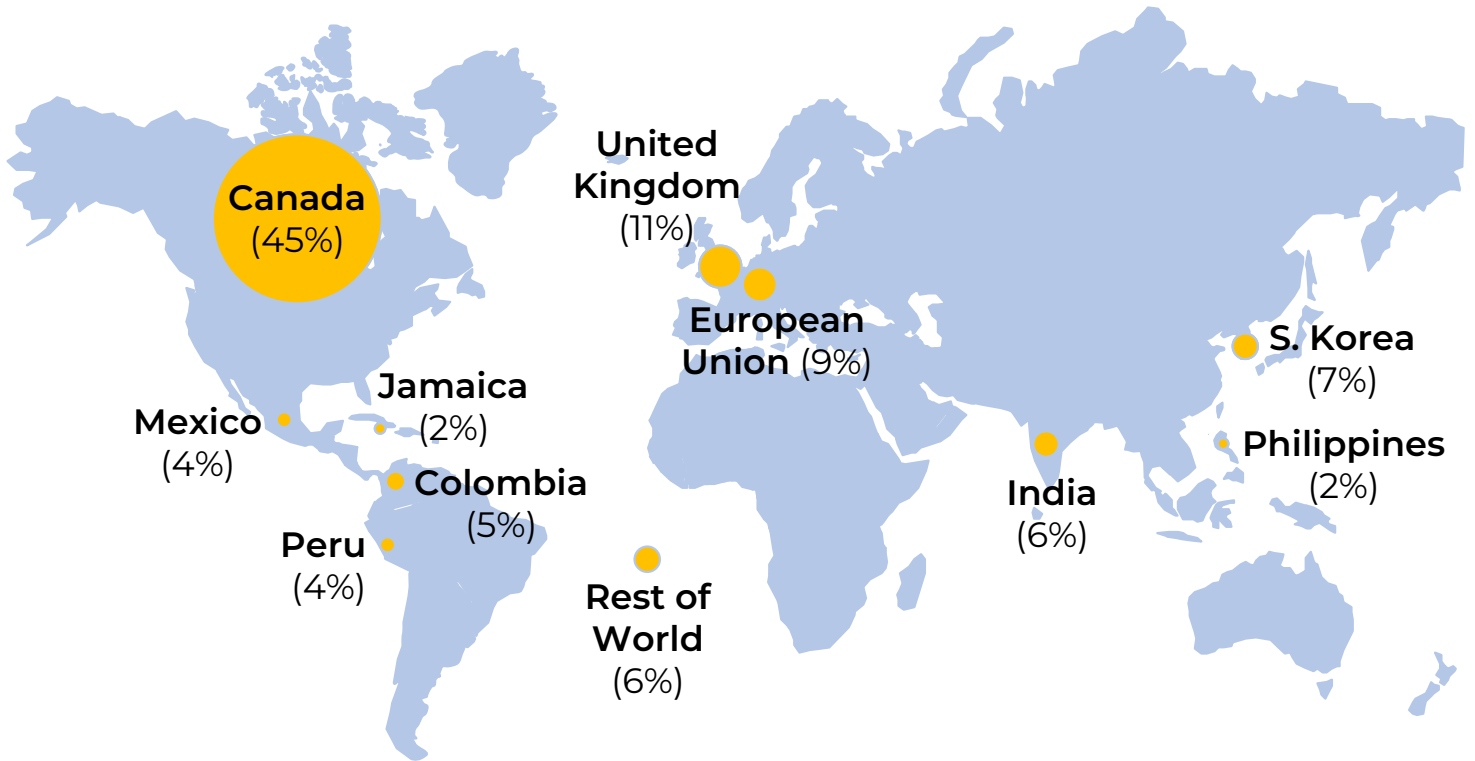
Value of Ethanol Exports



The value of U.S. ethanol exports hit a record \$3.82 billion in 2023, eclipsing the previous high-water mark set a year earlier, as global fuel prices remained elevated.

2023 ETHANOL EXPORTS: TOP MARKETS

U.S. Ethanol Export Markets



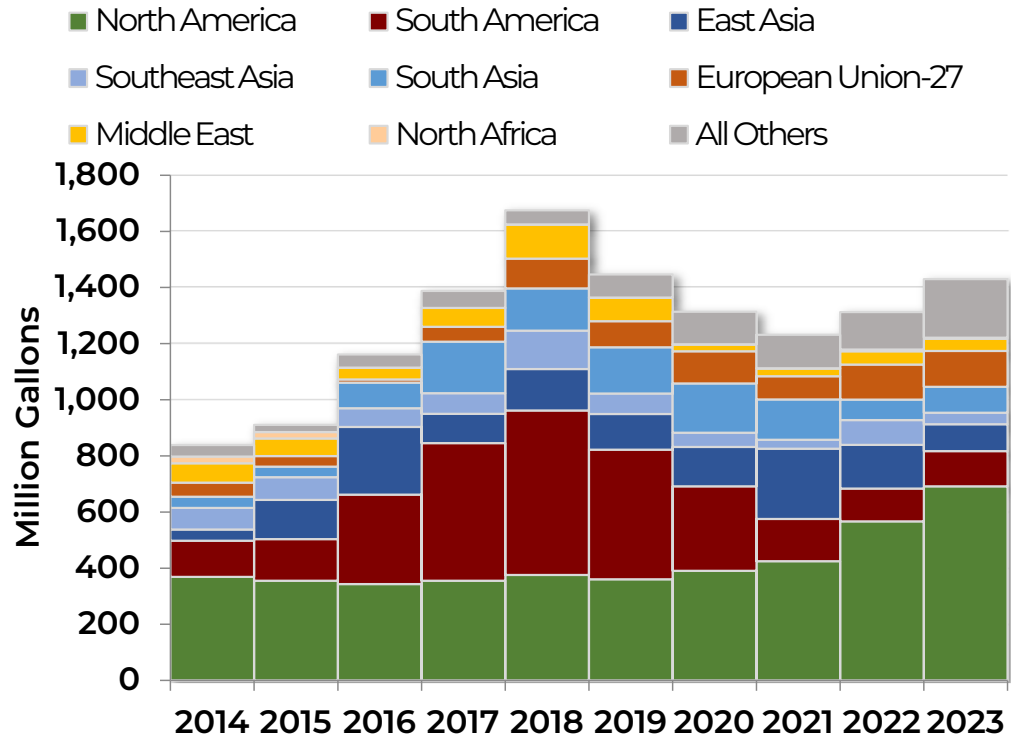
Ethanol export volumes to the top 10 markets in 2023 are shown below. All figures are shown in millions of gallons, unless otherwise noted.

Country	Den. Fuel	Und. Fuel	Den. Other	Und. Other	2023 Total	2022 Total	Change
Canada	590.6	1.6	34.0	12.4	638.6	503.5	27%
United Kingdom	87.1	72.9	0.0	0.0	160.1	66.8	140%
European Union	63.4	50.9	0.4	12.9	127.6	125.3	2%
South Korea	34.5	35.0	7.2	17.8	94.6	153.8	-39%
India	27.2	24.7	5.9	34.9	92.7	72.8	27%
Colombia	18.9	45.3	1.7	7.3	73.2	10.3	614%
Mexico	1.1	25.2	4.6	22.0	52.9	63.3	-16%
Peru	21.9	26.0	4.5	0.0	52.3	38.9	34%
Philippines	5.5	20.7	0.0	3.8	30.0	41.7	-28%
Jamaica	1.3	19.0	5.3	0.0	25.6	24.2	6%

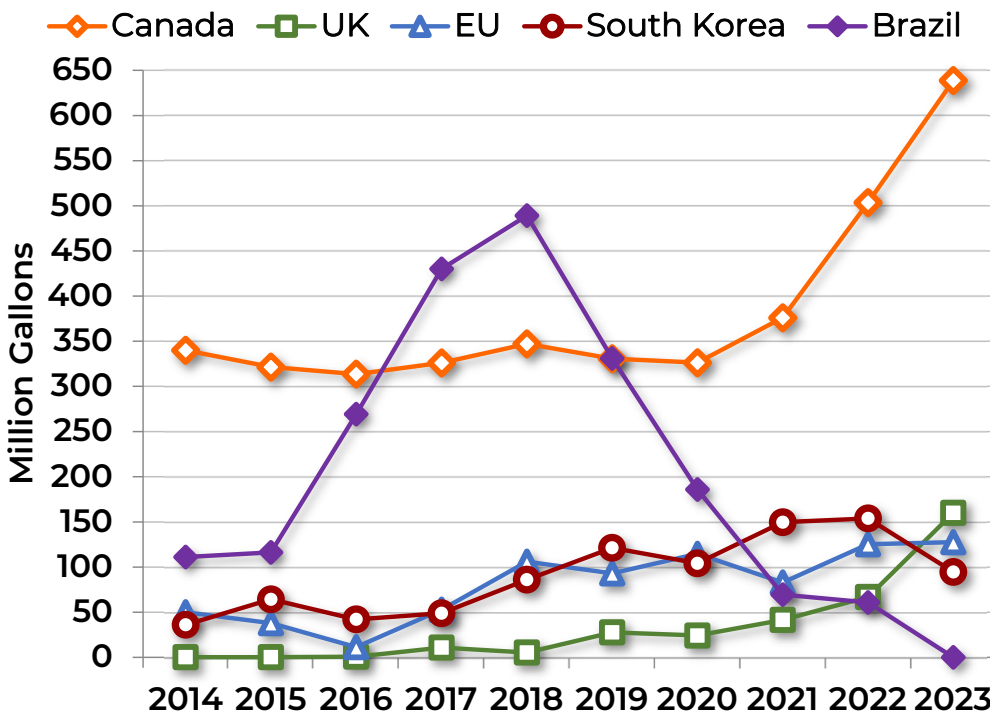
ETHANOL EXPORT DESTINATIONS

U.S. Ethanol Exports by Region

North America was by far the largest regional destination for U.S. exports in 2023. There were substantial shipments to the European Union and South America, while those to East Asia receded.



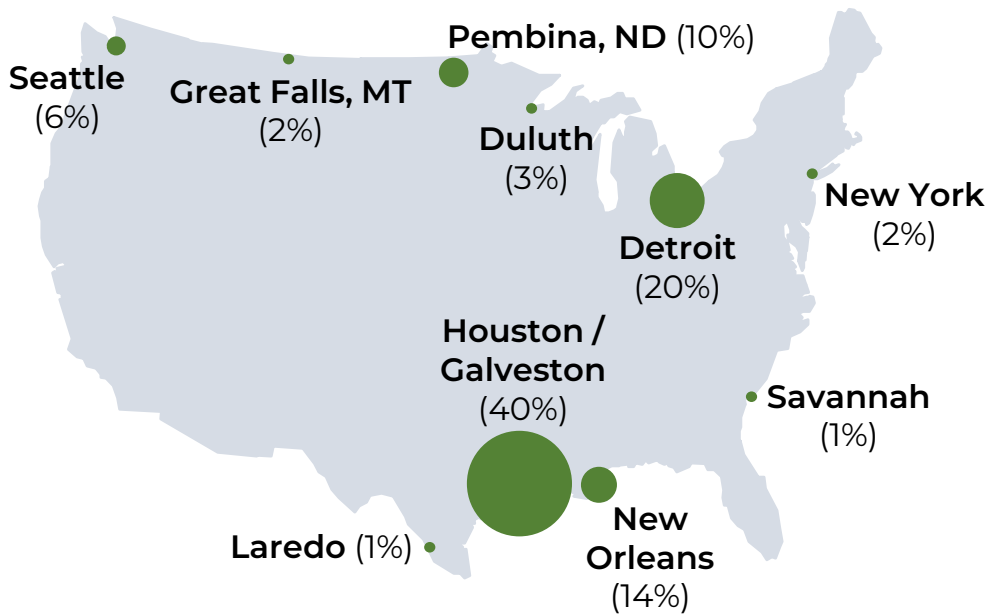
Changing U.S. Ethanol Export Markets



Exports to Canada set a single-year record for any destination. The United Kingdom became the second-largest market in the aftermath of its introduction of a 10-percent ethanol blend. However, shipments to Brazil were negligible due to a punitive 16-percent tariff that was in place most of the year.

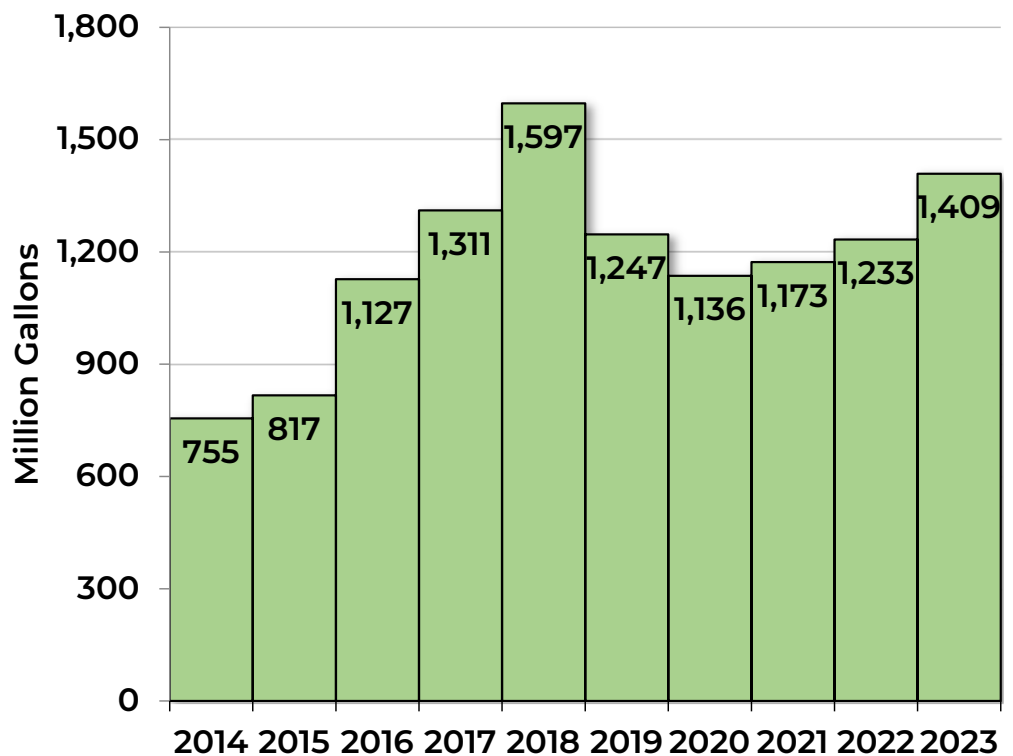
2023 NET EXPORTS AND HUBS

Top Ports/Districts of Exit for Ethanol Exports



More than half of U.S. ethanol exports departed via the Gulf of Mexico. Shipments via Detroit increased significantly as a gateway to Canada. Volumes were also shipped from the Pacific Northwest, Northern Tier and East Coast.

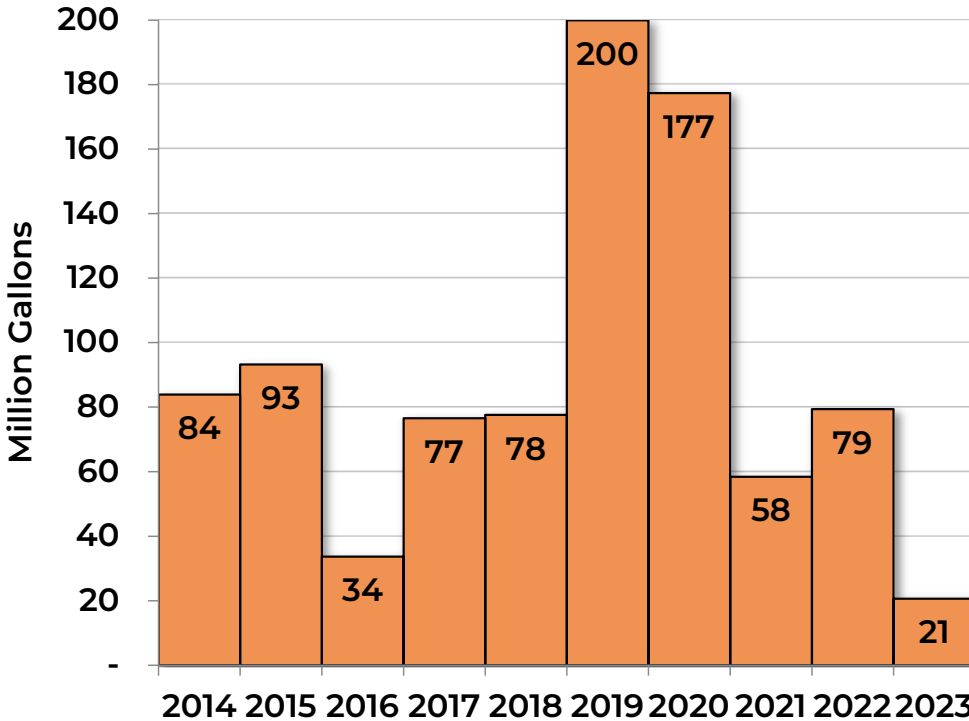
U.S. Net Ethanol Exports



Net exports of ethanol were the second highest ever in 2023, as exports rose and imports fell. The U.S. was a net exporter for the 14th straight year.

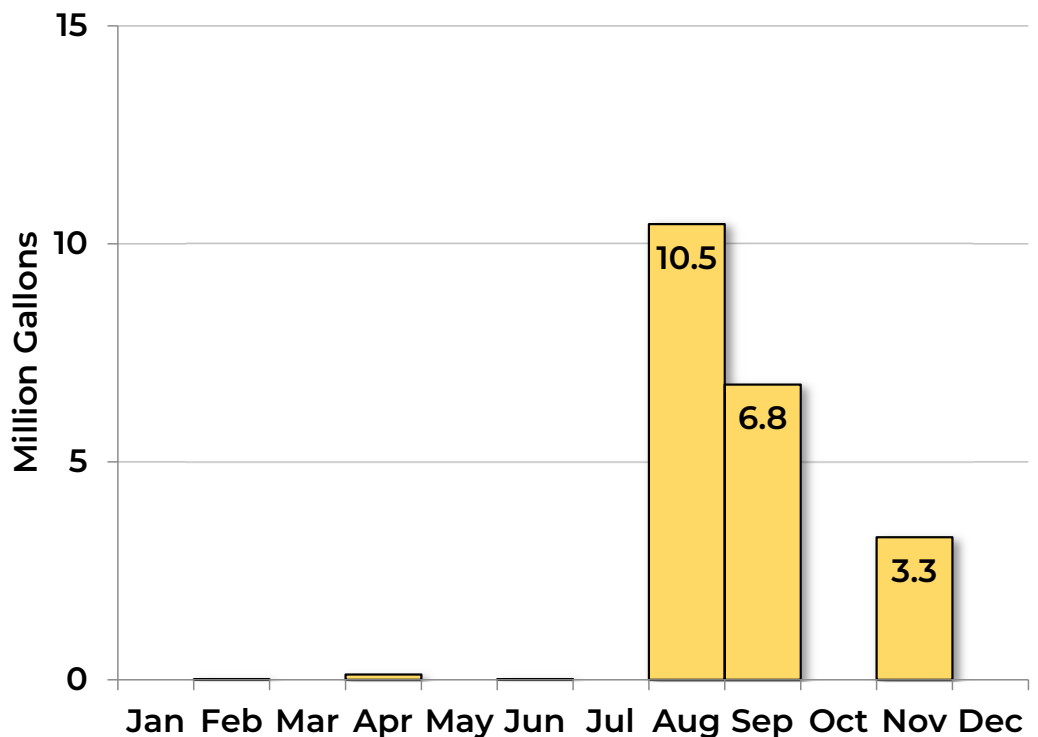
2023 U.S. ETHANOL IMPORTS

U.S. Fuel Ethanol Imports



U.S. imports of fuel ethanol fell to 21 million gallons in 2023, the lowest level in more than a decade.

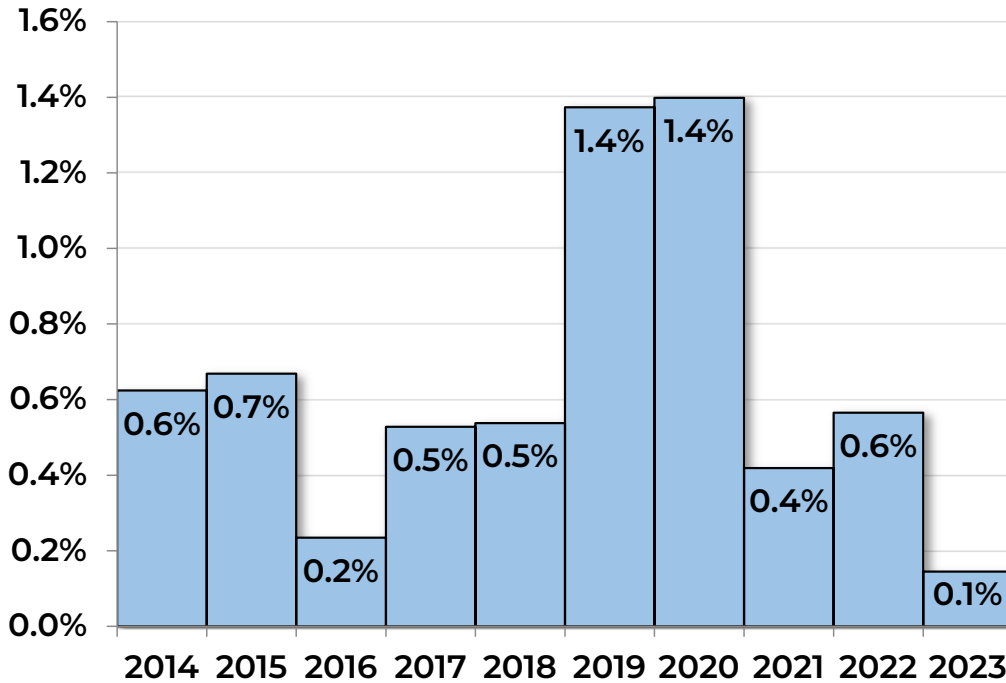
Monthly U.S. Ethanol Imports



Virtually all fuel ethanol imports continued to come from Brazil, the second-largest producer in the world, behind only the U.S.

2023 U.S. ETHANOL IMPORTS

Ethanol Imports: Share of Total U.S. Ethanol Usage



Ethanol enhanced America's energy security, as imports accounted for a negligible share of U.S. ethanol consumption in 2023.

Top Ports of Entry for Ethanol Imports

California received half of the fuel ethanol imported into the U.S. in 2023, due to favorable treatment under the state's Low Carbon Fuel Standard. Significant volumes also were imported into the Northeast.



ABOUT THE DATA IN THIS REPORT

U.S. Ethanol Export Data

- The export data in this report includes exports classified under the following Harmonized Tariff Schedule (HTS) codes:
 - **2207200010**: Ethyl alcohol and other spirits, denatured, of any strength: For fuel use
 - **2207106010**: Undenatured ethyl alcohol of an alcoholic strength by volume of 80 percent vol. or higher: For non-beverage purposes: For fuel use
 - **2207200090**: Ethyl alcohol and other spirits, denatured, of any strength: Other
 - **2207106090**: Undenatured ethyl alcohol of an alcoholic strength by volume of 80 percent vol. or higher: For non-beverage purposes: Other
- 2207200090 and 2207106090 are included in this report because there is anecdotal evidence that exports of ethanol intended for fuel use are sometimes classified under these codes. In any case, ethanol classified under these codes represented 14% of the 2023 U.S. exports discussed in this report.

U.S. Ethanol Import Data

- The import data in this report includes imports classified under the following Harmonized Tariff Schedule (HTS) codes:
 - **2207200010**: Ethyl alcohol and other spirits, denatured, of any strength: For fuel use
 - **2207106010**: Undenatured ethyl alcohol of an alcoholic strength by volume of 80 percent vol. or higher: For non-beverage purposes: For fuel use

Sources

- All data in this report comes from the U.S. Census Bureau, Department of Commerce

The Renewable Fuels Association publishes **monthly** summaries of export and import data for ethanol and distillers dried grains in its [Trade Monitor](#).

This report was prepared by Scott Richman, who may be contacted at srichman@ethanolrfa.org or 636.594.2284.



Renewable Fuels Association
16024 Manchester Road
Suite 101
Ellisville, MO 63011
636.594.2284
www.EthanolRFA.org